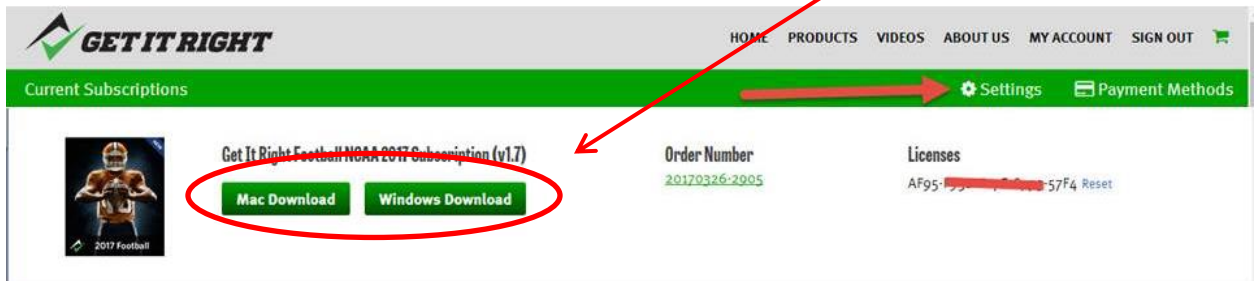




Quick Start Instructions

INITIAL DOWNLOAD

1. The program is waiting for you in your account. Click on Mac or Windows as appropriate to download.



- a. The program is currently designed for laptops and desktops, it is not yet compatible for tablets (IPads, etc).
- b. **BE SURE YOU HAVE GOOGLE CHROME OPEN AS YOUR BROWSER WHEN YOU DOWNLOAD**
- c. There is no requirement to make Chrome your default browser, but Chrome provides a more reliable download experience.
- d. This is an .exe file, so your security system will likely ask if you want to continue downloading. We do have the normal safety certificates included in the program, so we are as protected as we can be from viruses, etc.

2. As part of the download and start up process, you will be asked to enter the license number associated with your subscription.

The screenshot shows the top navigation bar of the 'GET IT RIGHT' website with links for HOME, PRODUCTS, ABOUT US, MY ACCOUNT, and SIGN OUT. Below this is a green bar containing order details: Order Date: Mar 26, 2017; Order Total: \$0.00; Order Number: 20170326-2905.



Get It Right Football NCAA 2017 Subscription (v1.3)

Mac Download

Windows Download

Status
Active

Licenses

AF95-F33D-047E-6793-57F4 [Reset](#)

No license has been detected. Please input your license provided at purchase.

XXXX-XXXX-XXXX-XXXX-XXXX

Validate

3. Note that the license code is case sensitive and that the dashes are required. Then click Validate. When the next window appears, click Okay to continue.

Validation Success

Okay

OPENING THE PROGRAM

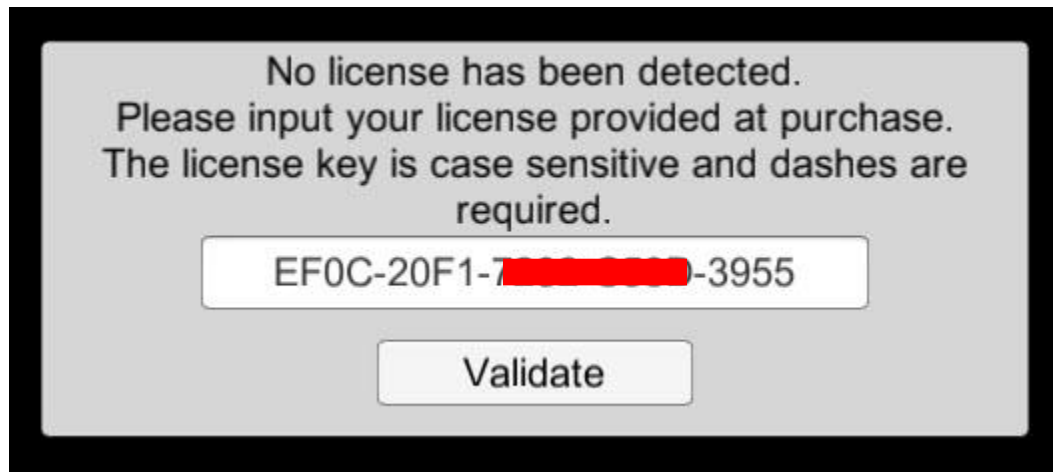
4. One of the primary design requirements of the Get It Right® products is that the clients will not be tied to the internet to use the programs. There are too many times when the internet may not be available (remote locations, on an airplane, etc) or multiple people may be trying to use a weak internet connection at once. Should you happen to have an internet connection, the program will validate the license each time you open the program.
5. Should you not have internet access, the program will still open a total of 20 times. At any time should you again have internet access when the program is opened, the counter will be reset to 20.



6. Should you run out of attempts, the following window will appear. Click Okay and this last one will still open the program.



Your next attempt (without internet access) will show the following window. Your original license number may appear. If not, you will find it in your account on the Get It Right website



7. Establish an internet connection and click Validate, and you again have 20 more attempts without internet access.

NEW DEVICE?

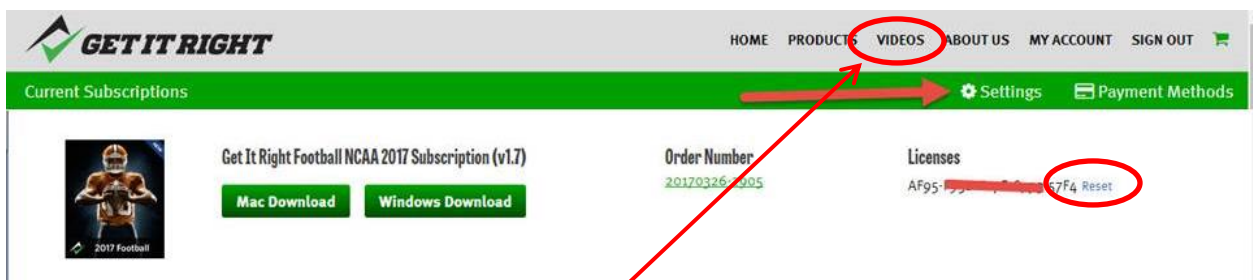
8. The license represents a subscription of the Get It Right® product and each license can be active on only one device at a time. There are times however when you need to use the program on a device (laptop/desktop) other than the one on which you originally downloaded:
 - a. You bought a new computer.
 - b. Your former computer was lost/stolen/destroyed.
 - c. You conduct classes at a public location and can only use their existing computers and need to download there.
 - d. You have multiple devices and you have reasons to flip from one to another.

Special note. Get It Right is in the process of putting the Get It Right® products into the Apple and Google stores. Those processes are not under any control by Get It Right and represent separate and distinct purchases. The following process does not include mobile devices such as tablets and phones.

9. Go into your account and download the program as described in the INITIAL DOWNLOAD section of this document. When you enter the license, you will receive the following message.



10. While in your account, hit the Reset link and revalidate. The program should open.



11. Then when you go back to your original computer, just go into your account and hit the reset button again.
12. One other note...since you are now a subscriber you will have access to our video library. We post these videos on our Get It Right Enterprises YouTube channel for about 2 weeks. We then pull them from YouTube and replace with a shortened version. The extended versions remain on the website.
13. Follow us:
 - a. YouTube: <https://www.youtube.com/channel/UCQE2uQl6yRWfXtP0qWe3yUA>
 - b. Facebook: Get It Right Enterprises
 - c. Twitter: @GetItRightLLC
 - d. Instagram: @bobarnone
14. Contact support@GetItRightTraining.com or leave a message at 256-585-2847 should you have questions or problems.